




OST STEEL NOSEPIECES

OST-680	OST-700	OST-750
		
<ul style="list-style-type: none"> • Steel Moldboard Shoe - One Way Plows • Fits 8" and 12" Centers • Weight: 45 lbs. 	<ul style="list-style-type: none"> • Steel Nosepiece • Used on Frink Plows • Weight: 9 lbs. 	<ul style="list-style-type: none"> • Steel Nosepiece • Used on Frink Plows • Used on 8" Top Punched Blades Only • Weight: 15 lbs.
OST-780	OST-800	OST-800N
		
<ul style="list-style-type: none"> • Steel Nosepiece • Used on LaRochelle Plows • Weight: 15 lbs. 	<ul style="list-style-type: none"> • Steel Nosepiece • Used on Viking Plows before 2001 • Weight: 10 lbs. 	<ul style="list-style-type: none"> • Steel Nosepiece • Used on Viking Plows After 2000 • Weight: 11 lbs.

OST STEEL NOSEPIECES

OST-810	OST-820	OST-830
		
<ul style="list-style-type: none"> • Steel Nosepiece • Used on Frink Model #640 Plows • Weight: 14 lbs. 	<ul style="list-style-type: none"> • Steel Nosepiece • Used on Tenco Plows Before 1985 • Weight: 9 lbs. 	<ul style="list-style-type: none"> • Steel Nosepiece • Used on Tenco Plows Before 1985 • Used on 8" Top Punched Blades Only • Weight: 16 lbs.
OST-840	OST-850	OST-880
		
<ul style="list-style-type: none"> • Steel Nosepiece • Used on Tenco Plows After 1984 • Weight: 10 lbs. 	<ul style="list-style-type: none"> • Steel Nosepiece • Used on Viking Plows • Used on 8" Top Punched Blades Only • Weight: 16 lbs. 	<ul style="list-style-type: none"> • Steel Nosepiece • Used on Everest Plows • Weight: 10 lbs.

OST STEEL NOSEPIECES

OST-890		
		
<ul style="list-style-type: none">• Steel Nosepiece• Used on Everest Plows• Used on 8" Top Punched Blades Only• Weight: 16 lbs.		